


Your
new
hearing aid
BAHA 5



1. Pull the bottom of the draw **to open**



2. Push the bottom of the aid **to turn on**

Your hearing aid is now **switched ON**



How to
listen
through
your
**mini
microphone**



1. Press and hold the top button until you **hear tune**



2. To end the streaming press and release the button. You will now be back on **normal listening**


3. When you want to listen through the mini mic again you need to press the top button again



Your
new
hearing aid
BAHA 5
Power



1. Pull the bottom of the draw **to open**



2. Push the bottom of the aid **to turn on**


Your hearing aid is now **switched ON**



How to
listen
through
your
mini
microphone



1. Press and hold the top button until you **hear tune**




2. To end the streaming press and release the button. You will now be back on **normal listening**

3. When you want to listen through the mini mic again you need to press the top button again



BAHA 5 Power

How to change the battery. You will need a 675 battery. These are quite big and normally have a blue sticker which you have to remove.




1. Pull the drawer open at the bottom to take out the battery

2. Push the battery drawer shut



3. You will hear the door click when it is closed. Your hearing aid will now turn on



4. When your hearing aid is turned off, then back on again, it will always start in the normal everyday listening program.



5. To lock the battery door, close the battery door completely and place the Locking tool into the battery door slot. Slide the locking pin up into place.



6. To unlock the battery door, place the Locking tool into the battery door slot. Slide the locking pin down into place.



Tell us what you think of this leaflet

We hope that you found this leaflet helpful. If you would like to tell us what you think, please contact:
Stacey Gurnell, Audiologist, Audiology Department,
The York Hospital, Wigginton Road, York, YO31 8HE or
telephone 01904 726741.

Teaching, training and research

Our Trust is committed to teaching, training and research to support the development of health and healthcare in our community. Healthcare students may observe consultations for this purpose. You can opt out if you do not want students to observe. We may also ask you if you would like to be involved in our research.

Patient Advice and Liaison Service (PALS)

PALS offers impartial advice and assistance to patients, their relatives, friends and carers. We can listen to feedback (positive or negative), answer questions and help resolve any concerns about Trust services.

PALS can be contacted on 01904 726262, or email pals@york.nhs.uk.

An answer phone is available out of hours.

Leaflets in alternative languages or formats

Please telephone or email if you require this information in a different language or format, for example Braille, large print or audio.

如果你要求本資 不同的 或 式提供 , 電或 發電

Jeżeli niniejsze informacje potrzebne są w innym języku lub formie, należy zadzwonić lub wysłać wiadomość e-mail

Bu bilgileri değişik bir lisanda ya da formatta istiyorsanız lütfen telefon ediniz ya da e-posta gönderiniz

Telephone: 01904 725566

Email: access@york.nhs.uk

Owner	Stacey Gurnell, Audiologist
Date first issued	May 2018
Review Date	December 2023
Version	1 (reissued December 2020)
Approved by	Audiology Department
Document Reference	PIL 1234 v1.2

© 2020 York Teaching Hospital NHS Foundation Trust. All Rights reserved