









BATTERY SAFETY

RAYOVAC[®]

Battery safety is very important to us and we want to ensure you are informed about the safe handling and storage of batteries.

Tips for safely handling your hearing aid battery:

-  Do not allow batteries to contact metal objects or other batteries as they may leak or rupture.
-  When handling your hearing aid battery you should always do so with clean, dry hands. This prevents potential risk of corrosion of the battery.
-  Hearing aid batteries should be stored within the secure packet or inside a Rayovac battery caddy for safe storage on the move.
-  When changing your hearing aid batteries avoid placing the battery in your mouth or holding it between your lips. This can contaminate the battery or, more seriously, lead to accidental ingestion.
-  Room temperature storage is recommended. Do not store your batteries in the fridge and try to avoid high temperatures.
-  Used hearing aid batteries should be stored safely and recycled in line with the European Battery Directive. For more information visit: www.batteryback.org
-  Store all small batteries out of sight and reach of young children.
-  When opening a pack which includes multiple batteries, make sure that children cannot access the ones that remain in the open pack.

In the event of battery ingestion, seek immediate medical attention. Try to identify the type of battery that has been ingested.

For more information on battery safety visit:
www.rayovac.eu or www.buttonbatterysafety.com



©2019 Energizer. Rayovac is a trademark of Energizer Brands and related subsidiaries.