








POCT Link Trainer Guide – Clinitek hCG

This document summarises the key points which should be covered by link trainers during training of **POCT pregnancy testing** using the **Siemens Clinitek Status+ analyser**

<p><u>Purpose</u></p>	<ul style="list-style-type: none"> • The Clinitek is used to detect human chorionic gonadotrophin (hCG) hormone in urine • hCG can be detected as early as 7 days post conception
<p><u>Sample</u></p> 	<ul style="list-style-type: none"> • Urine collected into a clean, dry container without preservatives • Samples should be labelled with patient details • Samples are more concentrated earlier in the day but are acceptable any time of day
<p><u>Quality Control</u></p>	<ul style="list-style-type: none"> • Positive control built into the test cassette • QC is run weekly by POCT
<p><u>Patient / sample preparation</u></p> 	<ul style="list-style-type: none"> • Gain positive patient identification and (when possible) consent • Wear PPE • Collect a fresh urine sample in a clean container labelled with patient details
<p><u>Analysis</u></p> 	<ul style="list-style-type: none"> • Check cassette expiry date • Cassette test <ul style="list-style-type: none"> ○ Enter Operator ID (x2) ○ Enter patient's full name ○ Enter patient's NHS number ○ Clinitek hCG cassette ○ Enter cassette lot number ○ Enter cassette expiry date • When you see 'START' button – prepare sample <ul style="list-style-type: none"> ○ Remove cassette from pouch ○ Squeeze pipette bulb hard and ensure some sample goes into overflow bulb ○ Dispense full pipette of sample into well ○ Place cassette onto holder and press 'START'

<p><u>Results</u></p> 	<ul style="list-style-type: none">• POSITIVE / NEGATIVE• 'INVALID' = repeat test with new cassette• 'BORDERLINE' = send blood to the lab• Results must be recorded in the patient notes
<p><u>After testing</u></p> 	<ul style="list-style-type: none">• Dispose of used cassettes and pipettes in clinical waste• The cassette holder can be cleaned with a Clinell wipe or 70% alcohol wipes
<p><u>EQA samples</u></p> 	<ul style="list-style-type: none">• External Quality Assurance is mandatory for all POCT equipment• Samples are sent every 2 months• It is every Operator's responsibility to ensure the EQA samples are run and results returned to POCT
<p><u>Stock</u></p>	<ul style="list-style-type: none">• Cassettes and printer paper are topped up weekly by POCT
<p><u>Analyser issues</u></p> 	<ul style="list-style-type: none">• Contact POCT:<ul style="list-style-type: none">○ York (772)5890○ Scarborough (771)2659○ Bridlington (771)

*** DO NOT SHARE YOUR OPERATOR ID WITH ANYONE ***

*** IT IS A DISCIPLINARY OFFENCE ***